



MetaTrader 5

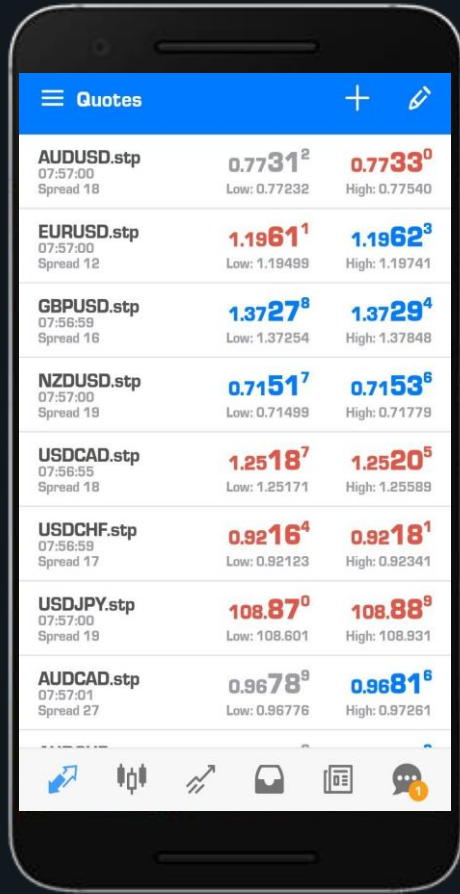
Android version



Tutorial

STP TRADING BROKER





Quotes		
AUDUSD.stp 07:57:00 Spread 18	0.7731 ² Low: 0.77232	0.7733 ⁰ High: 0.77540
EURUSD.stp 07:57:00 Spread 12	1.1961 ¹ Low: 1.19499	1.1962 ³ High: 1.19741
GBPUSD.stp 07:56:59 Spread 16	1.3727 ⁸ Low: 1.37254	1.3729 ⁴ High: 1.37848
NZDUSD.stp 07:57:00 Spread 19	0.7151 ⁷ Low: 0.71499	0.7153 ⁶ High: 0.71779
USDCAD.stp 07:56:55 Spread 18	1.2518 ⁷ Low: 1.25171	1.2520 ⁵ High: 1.25589
USDCHF.stp 07:56:59 Spread 17	0.9216 ⁴ Low: 0.92123	0.9218 ¹ High: 0.92341
USDJPY.stp 07:57:00 Spread 19	108.87 ⁰ Low: 108.601	108.88 ⁹ High: 108.931
AUDCAD.stp 07:57:01 Spread 27	0.9678 ⁹ Low: 0.96776	0.9681 ⁶ High: 0.97261

You will see this page when you open Meta Trader

In this section, you will see different symbols that can be traded in the global Forex market

 **Quotes**

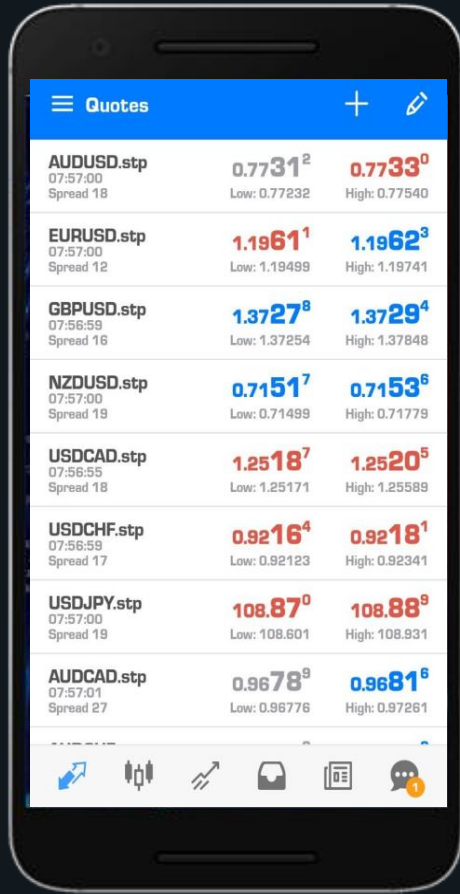
Click on this icon and the different sections of Meta Trader will be displayed for you



Click on this icon The symbols will appear for you and you can add the symbols to your trading section



In this section you can correct your symbols or you can delete or add symbols



Quotes		
AUDUSD.stp 07:57:00 Spread 18	0.7731 ² Low: 0.77232	0.7733 ⁰ High: 0.77540
EURUSD.stp 07:57:00 Spread 12	1.1961 ¹ Low: 1.19499	1.1962 ³ High: 1.19741
GBPUSD.stp 07:56:59 Spread 16	1.3727 ⁸ Low: 1.37254	1.3729 ⁴ High: 1.37848
NZDUSD.stp 07:57:00 Spread 19	0.7151 ⁷ Low: 0.71499	0.7153 ⁶ High: 0.71779
USDCAD.stp 07:56:55 Spread 18	1.2518 ⁷ Low: 1.25171	1.2520 ⁵ High: 1.25589
USDCHF.stp 07:56:59 Spread 17	0.9216 ⁴ Low: 0.92123	0.9218 ¹ High: 0.92341
USDJPY.stp 07:57:00 Spread 19	108.87 ⁰ Low: 108.801	108.88 ⁹ High: 108.931
AUDCAD.stp 07:57:01 Spread 27	0.9678 ⁹ Low: 0.96776	0.9681 ⁶ High: 0.97261



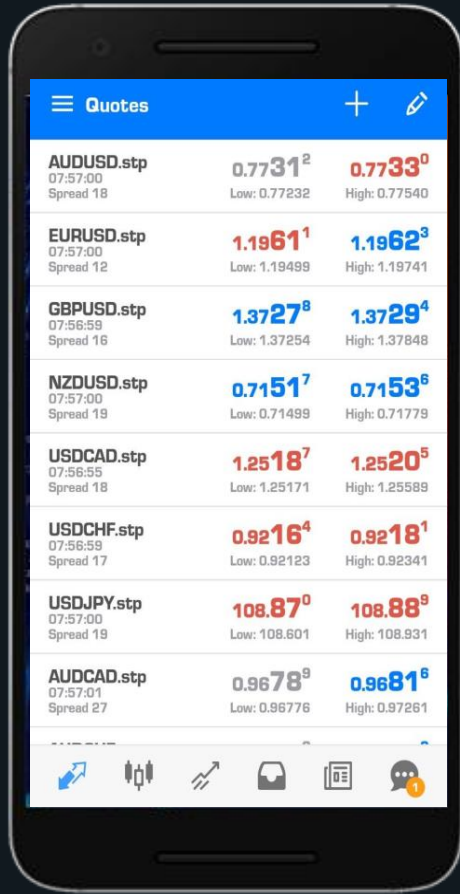
In this section, when you click, the types of symbols, in other words, the main page will open for you



Click on this icon to see the charts. Note your open trade chart will appear



Click here to see your trading orders



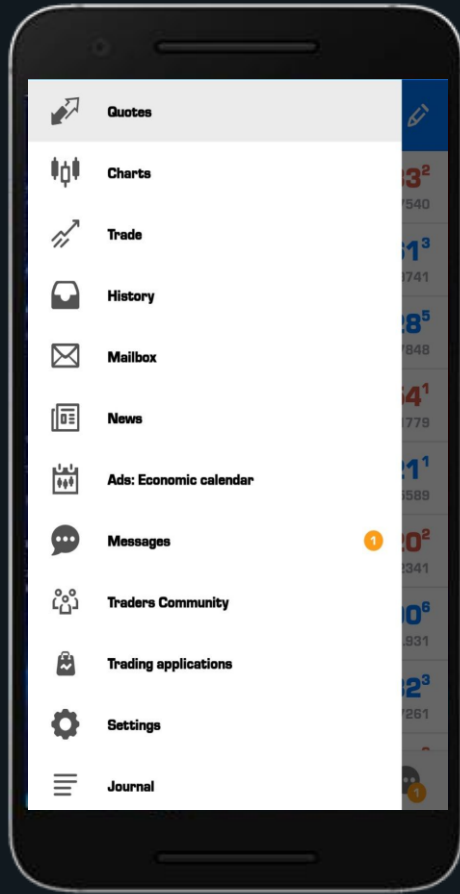
Pair	Current Price	Spread	Low	High
AUDUSD.stp	0.7731 ²	18	0.77232	0.77540
EURUSD.stp	1.1961 ¹	12	1.19499	1.19741
GBPUSD.stp	1.3727 ⁸	16	1.37254	1.37848
NZDUSD.stp	0.7151 ⁷	19	0.71499	0.71779
USDCAD.stp	1.2518 ⁷	18	1.25171	1.25589
USDCHF.stp	0.9216 ⁴	17	0.92123	0.92341
USDJPY.stp	108.87 ⁰	19	108.801	108.931
AUDCAD.stp	0.9678 ⁹	27	0.96776	0.97261



In this section you can see the closed trading sections



This section is the news section



☰ Quotes

If you click on this section, this section will open for you in Meta Trader

In this part of Meta Trader, different sections will open for you



Meta Trader Home



Charts section



View the order given

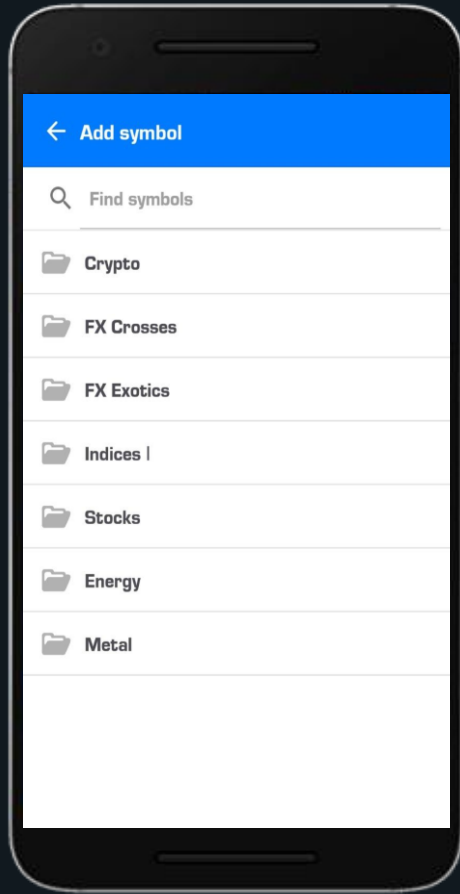


View completed orders



In this section, you can enter the Meta Trader settings

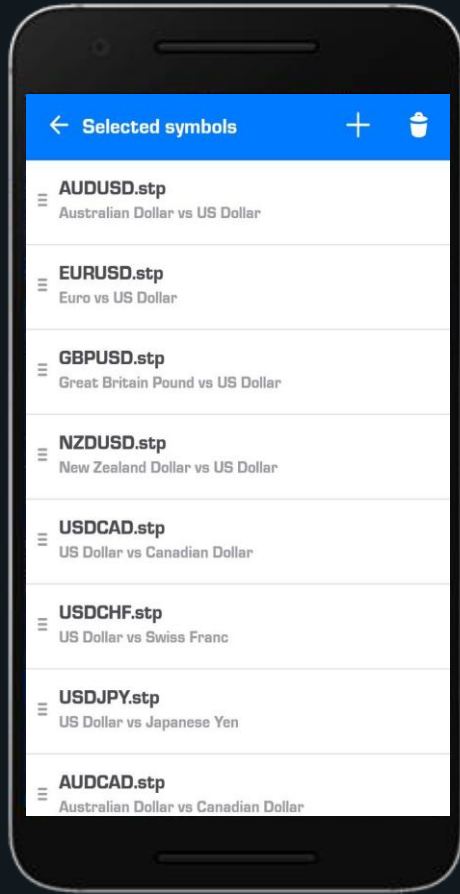




In this section you can add different icons to the watch list in your trading section

Each symbol is in different subcategories in this section and in their own categories





In this section you can edit the various symbols you have






In this section you can see the product charts

The components of this section are:

- Measuring
- Indicators
- Quick selection of symbols
- Page segmentation Chart
- Opening a trading order


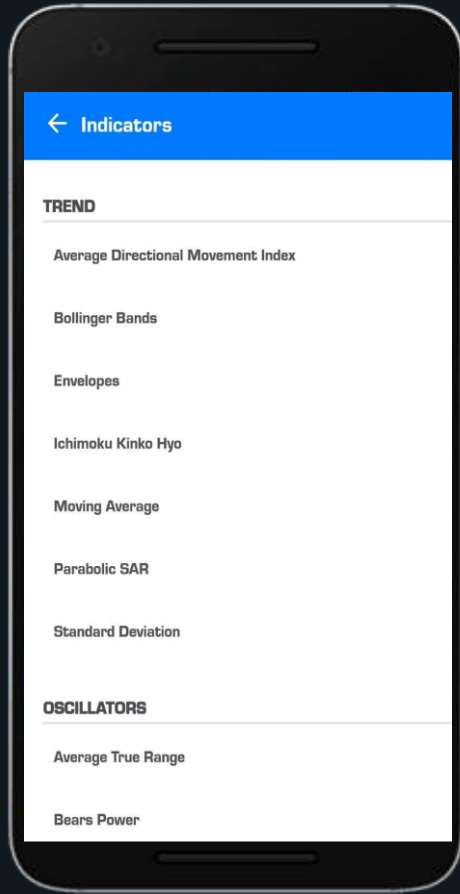




Measurement section that you can measure

To cancel this section, click on the + icon again to close this section





In this section, various indicators and oscillators will be displayed to you


Note that the settings for the indicators section vary depending on your strategy





In this section, you can quickly see the charts you consider
If you click on this icon, this section will be displayed to you






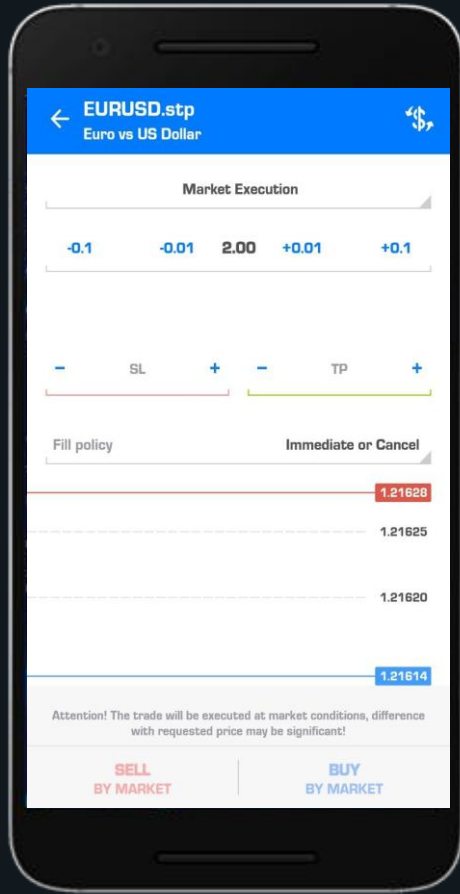
In this section, you can view your desired charts at the same time

In this section you have to add the charts you want

There are two ways to display charts

To delete a chart, just click on its icon and select Delete






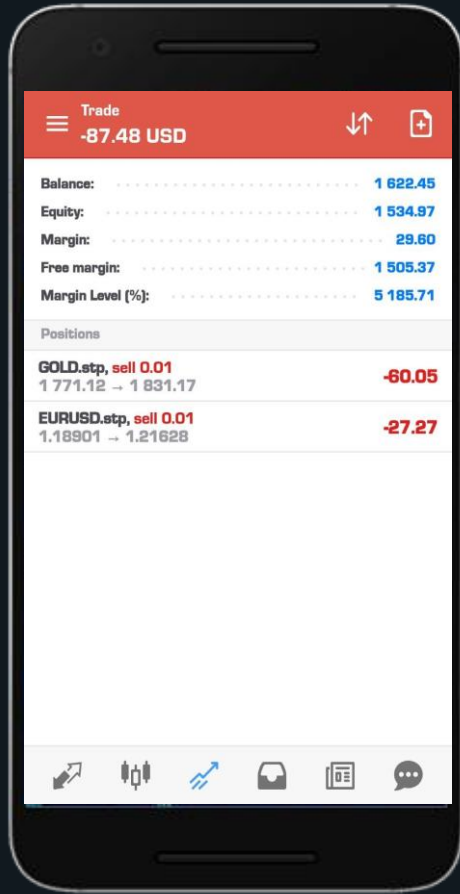
In this section you can open a new transaction

Select and determine your trading volume and make your trades

You can set a price level for your trades

You can specify the loss limit and the profit limit

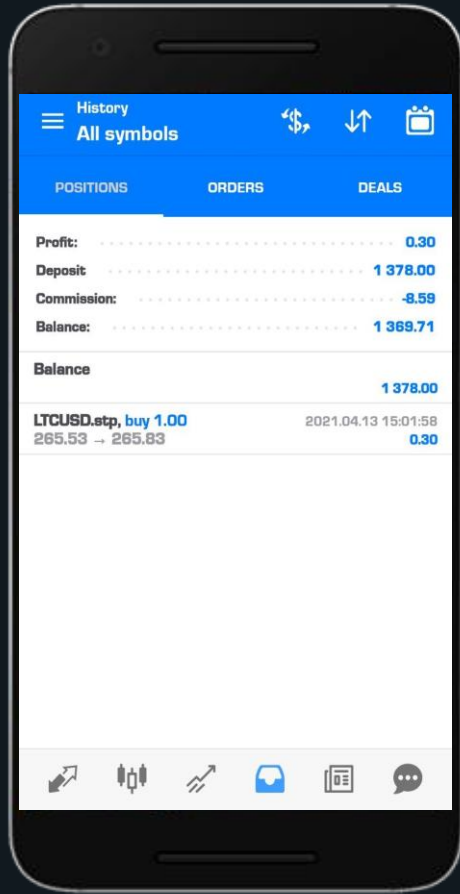




You can see your trading section from here

In the trading section, you can see the different parts of the symbol by holding on the symbols





History section

In this section you can see your trading history

In this section you can view your previous trades by changing the date

You can even enter your desired date and view your transactions on your desired date





STP Trading Broker

STP Trading broker is one of the few NDD brokers that provides safe and secure services to Iranian traders and all accounts are connected to the reference bank in the United Kingdom, and all accounts are covered by insurance from the time the account is charged.

Experience all kinds of accounts with floating compact spreads on this broker's very fast platform.

